

# AD Enamel



## DESCRIPTION

One component, solvented, modified alkyd binder, air drying pigmented glossy topcoat

## INTENDED USE

Speccoats AD Enamel is used as a general purpose enamel for the spraying of truck bodies, trucks, buses, general transport, farm implement, garden furniture and wherever a high gloss, durable finish is required either on metal or woodwork

## PRODUCT FEATURES

- Good quality gloss finish.
- Dust free in 40 - 50 minutes at 25° C
- Dry to handle in 4 hours.
- Good durability in exterior exposure conditions.

## LIMITATIONS

- Do not apply over galvanized, zinc coatings or alkali surfaces

## PACKAGING

- 5lt, 20lt and 200lt Drums

## STANDARD COLOUR AVAILABILITY

RAL, NCS, SABS and other colours match-able



## PRODUCT INFORMATION

- **Number of Components:** 1
- **Volume Solids:** 42%
- **Film Thickness:** Wet 72µm  
Dry 30µm
- **Spreading Rate:** 14m<sup>2</sup> /lt @ 25µm DFT
- **Temperature Resistance:** Dry 80°C
- **Viscosity:** 60-65` KU

## SURFACE PREPARATION

- Degrease surfaces with **Speccoats Aqueous Degreaser** followed by a high pressure water rinse
- Grind and fettle weld spatter, protrusions and sharp edges to a minimum radius of 2mm
- All surfaces must be dry and clean

### Steel

- All surface shall be abrasive blast cleaned to grade SA 2 ½ of standard ISO 8501-1 with a blast profile of 30-40µm. The coating must be applied before any flash rusting occurs or the surface shall be re-blast cleaned
- Alternatively abrade the surface thoroughly using grinding disks to achieve a similar profile

### Priming

- Although the product will adhere to clean metal surfaces, the performance will be greatly enhanced by first applying a suitable primer
- **Speccoats QD Zinc Phosphate Primer**
- Speccoats Epoxy Primer Range can be used excluding Speccoats E-Zinc Primer







# AD Enamel

## APPLICATION

### Mixing – Two Components

- Stir the base component well with a flat-bottomed paddle or mechanical mixer until product is uniform.

### Application – Equipment & Methods

 Brushes	Suitable
 Rollers	Suitable
 Airless Spray	Pump Ratio - 30 to 1 Min Nozzle Orifice - 1 to 17 Thou Tip Pressure - 145 Bar Min
 Conventional Spray	<ul style="list-style-type: none"> <li>Air Assisted Airless</li> <li>Pressure Pot- Pressure Feed Gun</li> <li>Gravity Feed Gun</li> <li>Various Nozzle sets are available to suit the guns</li> </ul>

### Thinning

- Thin up to 10% if needed with **Speccoats QD Thinners**

### Cleaner

- Cleaning is done with **Speccoats Lacquer Thinners**

## APPLICATION ENVIROMENT

Level	Surface Temperature	Ambient Temperature	Relative Humidity
Minimum	10°C*	7°C	No lower limit
Maximum	45°C	45°C	90%

\*or 3° above the dew point

## DRYING TIME

Touch dry	Over-coating interval		Dry to handle	Full Cure
	Minimum	Maximum		
20 minutes at 25°C for 50µm at 65% RH	2 hours at 25°C at 65% RH	30 days	4 hours at 25°C at 65% RH	7 days

## STORAGE AND HANDLING

**Storage -** Store at temperatures between 5°C and 40°C, away from direct sunlight, open flames or sparks

**Flash Point -** 4°C

**Shelf Life -** Minimum 1 year when packed in original containers

## HEALTH AND SAFETY

- Flammable – keep away from sources of ignition – No smoking!!!
- Adequate ventilation should be provided during use
- Avoid contact with the skin by using gloves, barrier creams and face mask
- If the product comes into contact with the skin, wash immediately with lukewarm water and soap, if the eyes are affected flush with water of diluted boric acid solution and seek medical attention immediately
- Refer to Material Safety Data Sheet (MSDS)

## DISCLAIMER

Whilst we endeavour to ensure that all advice we give about the product is correct, the information given in this data sheet is not intended to be exhaustive and any person using the product for any purpose other than that specifically recommended in this sheet without first obtaining written confirmation from us as to the suitability of the product for the intended purpose does so entirely at his own risk. As conditions of use, method of application and suitability of the substrate prior to painting are beyond our control, no guarantee is implied by the recommendations contained herein. We therefore do not accept any liability whatsoever or howsoever arising from the performance of this product or for any loss or damage arising out of the use of this product. The information contained in this sheet is liable to modification from time to time in the light of experience and ongoing product development programmes. It is the user's responsibility to ensure that this sheet is current prior to using the product. **ISSUE DATE 18/11/2010**