

E-Zinc

Primer



DESCRIPTION

Two component solvented zinc rich epoxy primer

INTENDED USE

A high performance organic base zinc rich primer, providing excellent protection to abrasive blast cleaned steel substrates, for use under a wide range of high performance topcoat systems in corrosive environments

PRODUCT FEATURES

- Provides outstanding corrosion resistance at least equal to hot dip galvanizing
- Can be over-coated by a wide range of high performance systems
- Protects the substrate from rust creep at areas of damage
- Excellent adhesion to abrasive blast cleaned steel
- Excellent touch up primer for inorganic zinc primers e.g. *Speccoats I-Zinc Primer*
- Dry service temperature up to 100°C

LIMITATIONS

- Containers may swell in time due to gas generation – open and replace lid
- This product requires continuous agitation during application to keep the zinc in suspension
- Not resistant to acids or alkali outside the pH range of 5 to 10
- The surface develops an alkali nature with time and therefore is not suitable for alkyd or oil-based topcoats

PACKAGING

- 5 X 200ml Squish Packs
- 1,5 and 20Lt kits

STANDARD COLOUR AVAILABILITY

Grey



PRODUCT INFORMATION

- **Number of Components:** 2
- **Zinc % in dry film:** 90%
- **Zinc Grain Size:** Average 5.4mm
- **Density:** 301 = /-0.1 kg/litre
- **Volume Solids:** 50%
- **Pot Life:** 12 hours @ 25°C
- **Film Thickness:** Wet - 100µm
Dry - 50µm
- **Spreading Rate:** 10m² /lt @ 50µm DFT
- **Temperature Resistance:** Dry 100°C
- **V.O.C.** 455 g / litre

SURFACE PREPARATION

- Degrease surfaces with *Speccoats Hydrosolve* followed by a high pressure water rinse
- Grind and fettle weld spatter, protrusions and sharp edges to a minimum radius of 2mm
- All surfaces must be dry and clean

Steel

- All surface shall be abrasive blast cleaned to grade SA 2 ½ of standard ISO 8501-1 with a blast profile of 30-40µm. The coating must be applied before any flash rusting occurs or the surface shall be re-blast cleaned
- Alternatively abrade the surface thoroughly using grinding disks to achieve a similar profile



E-Zinc

Primer





APPLICATION

Mixing – Two Components

- Stir the base component well with a flat-bottomed paddle or mechanical mixer until product is uniform. Continue stirring and add the entire contents of the activator container. Continue stirring until the mixture is homogeneous
- Paint must be agitated during application to keep the zinc suspended

Important: Allow the mixed components a 20-minute induction time before use. Stir again immediately prior to use.

Application – Equipment & Methods

 Brushes	Apply uniform, even coating with high quality brushes from Speccoats
 Rollers	Apply uniform, even coating with short pile rollers from Speccoats
 Airless Spray	Pump Ratio - 30 to 1 Min Nozzle Orifice - 13 to 15 Thou Tip Pressure - 145 Bar Min
 Conventional Spray	<ul style="list-style-type: none"> • Air Assisted Airless • Pressure Pot - Pressure Feed Gun • Gravity Feed Gun • Various Nozzle sets are available to suit the guns

Thinning

- Thin up to 10% with **Speccoats SA65 Thinners**

Cleaner

- Cleaning is done with **Speccoats SA65 Thinners**

APPLICATION ENVIRONMENT

Level	Surface Temperature	Ambient Temperature	Relative Humidity
Minimum	10°C*	7°C	No lower limit
Maximum	40°C	45°C	90%

*or 3° above the dew point

DRYING TIME

Touch dry	Over-coating interval		Dry to handle	Full Cure
	Minimum	Maximum		
15 minutes at 25°C for 75µm at 65% RH	6 hours at 25°C at 65% RH	7 Days	8 hours at 25°C at 65% RH	7 days

STORAGE AND HANDLING

Storage - Store at temperatures between 5°C and 40°C, away from direct sunlight, open flames or sparks

Flash Point - 22°C

Shelf Life - Minimum 1 year when packed in original containers

HEALTH AND SAFETY

- Flammable – keep away from sources of ignition – No smoking!!!
- Adequate ventilation should be provided during use
- Avoid contact with the skin by using gloves, barrier creams and face mask
- If the product comes into contact with the skin, wash immediately with lukewarm water and soap, if the eyes are affected flush with water of diluted boric acid solution and seek medical attention immediately
- Refer to Material Safety Data Sheet (MSDS)

DISCLAIMER

Whilst we endeavour to ensure that all advice we give about the product is correct, the information given in this data sheet is not intended to be exhaustive and any person using the product for any purpose other than that specifically recommended in this sheet without first obtaining written confirmation from us as to the suitability of the product for the intended purpose does so entirely at his own risk. As conditions of use, method of application and suitability of the substrate prior to painting are beyond our control, no guarantee is implied by the recommendations contained herein. We therefore do not accept any liability whatsoever or howsoever arising from the performance of this product or for any loss or damage arising out of the use of this product. The information contained in this sheet is liable to modification from time to time in the light of experience and ongoing product development programmes. It is the user's responsibility to ensure that this sheet is current prior to using the product. **ISSUE DATE 12/10/2010**