

Pipetank 151



DESCRIPTION

Two component, surface tolerant solventless epoxy coating

INTENDED USE

A high performance solventless epoxy formulation that provides long-term corrosion protection to steel & concrete in immersion conditions and which can be applied under water

PRODUCT FEATURES


- Used as a repair and make-good coating for existing epoxy linings such as *Pipetank Hotcoat 162*, *Pipetank 8800*, and *Pipetank 2300* etc.
- Used for weld repairs in-situ and emergency repairs inside & outside pipelines, valves, gates, pumps and other immersed equipment items
- Can be applied underwater to suitably prepared substrates and will cure and continue to protect surfaces under water
- Excellent long-term corrosion resistance under immersion conditions (typical specification 250 – 500 microns)
- Used as a high quality lining for tanks and pipes, applied directly onto suitably prepared steel surfaces in single or multi-coat applications
- Surface-tolerant and can be applied under conditions of high humidity
- Has provided good service in immersion conditions for more than 25 years

LIMITATIONS

- The product cannot be applied to underwater surfaces while under Cathodic Protection. Switch off the Cathodic current and wait 48 hours for the surfaces to de-polarize
- The product will chalk on the surface when exposed to sunlight

STANDARD COLOUR AVAILABILITY

Water Blue Grey Black White



PRODUCT INFORMATION

- **Number of Components:** 2
- **Mixing Volume Ratio:** 2 to 1
- **Density:** 1.35 kg/litre
- **Volume Solids:** 100%
- **Pot Life:** 45mins @ 20°C
- **Film Thickness:** Wet - 500µm
Dry - 500µm
- **Spreading Rate:** 2m² /lt @ 500µm DFT
- **Temperature Resistance:**

Wet Immersion	65°C
Dry Continuous	85°C
Intermittent for Repairs	105°C
- **V.O.C.:** Nil

PACKAGING

- 200ml Squish Pack
- 1Lt & 4.5Lt Tins
- 100ml, 300ml & 900ml Cartridges

SURFACE PREPARATION

Above Water Surfaces

- Degrease surfaces with **Speccoats Hydrosolve** followed by a high pressure water rinse
- Grind and fettle weld spatter, protrusions & sharp edges to a minimum radius of 2mm
- Abrasive blast clean to grade SA 2 ½ of ISO 8501-1 with a blast profile 50 - 60µm
- Alternatively mechanically abrade the surface using grinding discs to achieve a similar profile

Under Water Surfaces

- If possible (e.g. at low tide) underwater surfaces should be dry or high pressure water blasted
- Steel surfaces must be free from oils, bacteria & algae growth & must be abraded underwater to achieve the best possible surface preparation condition prior to painting. Performance will be directly related to the quality of the surface preparation

SURFACE PREPARATION

Concrete Surfaces







- Dirt, oil & grease must be removed
- All laitance must be removed using Speccoats Concrete Etch & Neutralizer or by high pressure water blasting
- Fill all omegas and holes with approved underwater grade epoxy fillers, **Speccoats Scraper Coat or Patching Compound**

APPLICATION

Mixing – Two Components

- Stir the base component well with a flat-bottomed paddle or mechanical mixer until product is uniform. Continue stirring and add the entire contents of the activator container. Continue stirring until the mixture is homogeneous. Stir again immediately prior to use.

Application – Equipment & Methods

 Sponge	Apply uniform, even coating with Speccoats applicator sponges
 Brushes	Apply uniform, even coating with high quality brushes from Speccoats
 Rollers	Apply uniform, even coating with short pile rollers from Speccoats
 Pistol Component Hot-Airless	Nozzle Orifice - 17 to 23 Thou Tip Pressure - 250 Bar Min
 Airless Spray	Pump Ratio - 40 to 1 Nozzle Orifice - 17 to 23 Thou Tip Pressure - 250 Bar Min
 Cartridge System	HSS Air Gun - up to 900ml HSS Quad 3000 - up to 2250ml

Thinning

- Do NOT add thinners to this product

Cleaner

- Cleaning is done with **Speccoats SA65 Thinners**

APPLICATION ENVIROMENT

	Surface Temperature	Ambient Temperature	Relative Humidity
Min:	5°C	5°C	No lower limit
Max:	40°C	45°C	No upper limit

DRYING TIME

Touch dry	Over-coating interval		Dry to handle	Full Cure
6 hours at 25°C for 250µm	Minimum	Maximum	16 hours at 25°C	7 days at 25°C
	8 hours at 25°C	24 hours		

STORAGE AND HANDLING

Storage - Store at temperatures between 5°C and 40°C, away from direct sunlight, open flames or sparks

Flash Point - N/A

Shelf Life - Minimum 1 year when packed in original containers

HEALTH AND SAFETY

- Avoid contact with the skin by using gloves, barrier creams and face mask
- If the product comes into contact with the skin, wash immediately with lukewarm water and soap, if the eyes are affected flush with water of diluted boric acid solution and seek medical attention immediately
- Refer to Material Safety Data Sheet (MSDS)

DISCLAIMER

Whilst we endeavour to ensure that all advice we give about the product is correct, the information given in this data sheet is not intended to be exhaustive and any person using the product for any purpose other than that specifically recommended in this sheet without first obtaining written confirmation from us as to the suitability of the product for the intended purpose does so entirely at his own risk. As conditions of use, method of application and suitability of the substrate prior to painting are beyond our control, no guarantee is implied by the recommendations contained herein. We therefore do not accept any liability whatsoever or howsoever arising from the performance of this product or for any loss or damage arising out of the use of this product. The information contained in this sheet is liable to modification from time to time in the light of experience and ongoing product development programmes. It is the user's responsibility to ensure that this sheet is current prior to using the product. **ISSUE DATE 29/09/2010**