

# QD Enamel WB



## DESCRIPTION

One component, water based, self-crosslinking acrylic binder, air drying pigmented glossy topcoat

## INTENDED USE

*Speccoats QD Enamel WB* is used as a general purpose, fast drying gloss enamel on metal, woodwork and fibre cement. Suitable for painting many production items such as metal fabrications, steel and wood furniture, crane beams, electrical cabinets, fibre cement items, wooden floors etc.

## PRODUCT FEATURES

- Good quality gloss finish for indoors and outdoors
- Good exterior durability
- Fast drying – dust free in 20 minutes at 25° C
- Dry to handle in 30 minutes
- High chemical resistance
- Good blocking resistance
- Wet adhesion
- Resistant to alcohol, coffee, tea, red wine, cola

## LIMITATIONS

- Slower drying in high humidity and low temperature conditions
- May “rust spot” under certain conditions, in which case a primer should be used.
- Ammonia and other alkali based cleaners will affect the coating if left in contact for longer than 1 minute.

## PACKAGING

- 5lt, 20lt Plastic Drums

## STANDARD COLOUR AVAILABILITY

Aluminium, RAL, NCS, SABS and other colours matched



## PRODUCT INFORMATION

- **Number of Components:** 1
- **Volume Solids:** 33.3%
- **Film Thickness:** Wet 100µm  
Dry 33.3µm
- **Spreading Rate:** 9.9m<sup>2</sup> /lt @ 33µm DFT
- **Temperature Resistance:** Dry 70°C
- **VOC** <0.03g/litre

## SURFACE PREPARATION

- Degrease surfaces with *Speccoats Hydrosolve* followed by a high pressure water rinse
- Grind and fettle weld spatter, protrusions and sharp edges to a minimum radius of 2mm
- All surfaces must be dry and clean

### Steel

- All surface shall be abrasive blast cleaned to grade SA 2 ½ of standard ISO 8501-1 with a blast profile of 30-40µm. The coating must be applied before any flash rusting occurs or the surface shall be re-blast cleaned
- Alternatively abrade the surface thoroughly using grinding disks to achieve a similar profile

### Priming

- Although the product will adhere to clean metal surfaces, the performance will be greatly enhanced by first applying a suitable primer
- *Speccoats QD Zinc Phosphate Primer*
- Speccoats Epoxy Primer Range can be used







# QD Enamel WB

## APPLICATION

### Mixing – one component

- Stir the base component well with a flat-bottomed paddle or mechanical mixer until product is uniform.

### Application – Equipment & Methods

 Brushes	Suitable
 Rollers	Suitable
 Airless Spray	Pump Ratio - 30 to 1 Min Nozzle Orifice - 1 to 17 Thou Tip Pressure - 145 Bar Min
 Conventional Spray	<ul style="list-style-type: none"> <li>Air Assisted Airless</li> <li>Pressure Pot - Pressure Feed Gun</li> <li>Gravity Feed Gun</li> <li>Various Nozzle sets are available to suit the guns</li> </ul>

### Thinning

- Thin up to 50% if needed with **drinking quality water**

### Cleaner

- Cleaning is done with **Water**

## APPLICATION ENVIROMENT

Level	Surface Temperature	Ambient Temperature	Relative Humidity
Minimum	10°C*	15°C	0%
Maximum	45°C	40°C	85%

\*or 3° above the dew point

## DRYING TIME

Touch dry 20minutes at 25°C for 20µm at 65% RH	Over-coating interval		Dry to handle 60 minutes at 25°C at 65% RH
	Minimum 4 hour at 25°C at 65% RH	Maximum -	

## STORAGE AND HANDLING

**Storage -** Store at temperatures between 5°C and 40°C, away from direct sunlight, open flames or sparks

**Flash Point -** 4°C

**Shelf Life -** Minimum 1 year when packed in original containers

## HEALTH AND SAFETY

- Non flammable
- Adequate ventilation should be provided during use
- Avoid contact with the skin by using gloves, barrier creams and face mask
- If the product comes into contact with the skin, wash immediately with lukewarm water and soap, if the eyes are affected flush with water of diluted boric acid solution and seek medical attention immediately
- Refer to Material Safety Data Sheet (MSDS)

## DISCLAIMER

Whilst we endeavour to ensure that all advice we give about the product is correct, the information given in this data sheet is not intended to be exhaustive and any person using the product for any purpose other than that specifically recommended in this sheet without first obtaining written confirmation from us as to the suitability of the product for the intended purpose does so entirely at his own risk. As conditions of use, method of application and suitability of the substrate prior to painting are beyond our control, no guarantee is implied by the recommendations contained herein. We therefore do not accept any liability whatsoever or howsoever arising from the performance of this product or for any loss or damage arising out of the use of this product. The information contained in this sheet is liable to modification from time to time in the light of experience and ongoing product development programmes. It is the user's responsibility to ensure that this sheet is current prior to using the product. **ISSUE DATE 19/11/2010**