

Satin Glo



DESCRIPTION

A single pack, solvented, polyurethane modified alkyd, air drying, pigmented finishcoat

INTENDED USE

High quality non-drip thixotropic sheen polyurethane enamel for interior and exterior use. Dries to a pleasing sheen. Water resistant, ideal for kitchens, bathrooms and factory surfaces.

PRODUCT FEATURES

- The non-drip and self-priming characteristics make this product easy to use
- Ideal for kitchens, bathrooms and areas where there is heat and moisture
- Excellent interior durability and wash ability, exterior use will be limited
- Used as a decorative and protective finish

LIMITATIONS

- Once opened tends to 'skin', Keep surface covered with small quantity **Speccoats Mineral Turps**
- Metal surfaces must be suitably primed
- Avoid painting in inclement weather or if the temperature is below 5°C
- Avoid using different batch numbers on a project to ensure colour consistency.

PACKAGING

- 5lt and 20lt units

STANDARD COLOUR AVAILABILITY

NCS Colours, Any colour match-able



PRODUCT INFORMATION

- **Number of Components:** 1
- **Density:** 1.16 kg/litre
- **PVC:** 28%
- **Mass Solids:** 59%
- **Volume Solids:** 40%
- **Film Thickness:** Wet 62-87µm
Dry 25- 35µm
- **Spreading Rate:** 16m² / lt @ 25µm DFT
- **Temperature Resistance:** Dry 80°C
- **Viscosity:** 125-130 KU

SURFACE PREPARATION

- All surfaces shall be dry, clean and free from oil grease and any other contaminants.
- If this product is used as a finishing coat over a compatible undercoat system such as **Speccoats Alkali Plaster Primer** which requires washing, use **Speccoats Hydrosolve** and light abrasion using Scotchbrite® pads, followed by rinsing with drinking quality water and drying.







Satin Glo

APPLICATION

Mixing – Two Components

- Stir the base component well with a flat-bottomed paddle or mechanical mixer until product is uniform.

Application – Equipment & Methods

 Brushes	Preferred
 Rollers	Preferred
 Airless Spray	Pump Ratio - 30 to 1 Min Nozzle Orifice - 11 to 15 Thou Tip Pressure - 145 Bar Min
 Conventional Spray	Not Recommended

Thinning

- Use a minimum quantity of **Speccoats Mineral Turps** if necessary

Cleaner

- For dried paint use **Speccoats SA 65 Thinners**

APPLICATION ENVIROMENT

Level	Surface Temperature	Ambient Temperature	Relative Humidity
Minimum	5°C*	5°C	0%
Maximum	40°C	40°C	85%

*or 3° above the dew point

DRYING TIME

Touch dry	Over-coating interval		Dry to handle
	Minimum	Maximum	
2 hours at 25°C for 25µm at 65% RH	16 hours at 25°C at 65% RH	-	16 Hours

Note: Dry in conditions of good air circulation

STORAGE AND HANDLING

Storage - Store at temperatures between 5°C and 40°C, away from direct sunlight

Shelf Life - Minimum 1 year when packed in original containers

HEALTH AND SAFETY

- Adequate ventilation should be provided during use
- Avoid contact with the skin by using gloves, barrier creams and face mask
- If the product comes into contact with the skin, wash immediately with lukewarm water and soap, if the eyes are affected flush with water of diluted boric acid solution and seek medical attention immediately
- Refer to Material Safety Data Sheet (MSDS)

DISCLAIMER

Whilst we endeavour to ensure that all advice we give about the product is correct, the information given in this data sheet is not intended to be exhaustive and any person using the product for any purpose other than that specifically recommended in this sheet without first obtaining written confirmation from us as to the suitability of the product for the intended purpose does so entirely at his own risk. As conditions of use, method of application and suitability of the substrate prior to painting are beyond our control, no guarantee is implied by the recommendations contained herein. We therefore do not accept any liability whatsoever or howsoever arising from the performance of this product or for any loss or damage arising out of the use of this product. The information contained in this sheet is liable to modification from time to time in the light of experience and ongoing product development programmes. It is the user's responsibility to ensure that this sheet is current prior to using the product. **ISSUE DATE 18/11/2010**