

Silicone Matt Black

Hi-Heat Finishcoat



DESCRIPTION

Single component solvented, silicone resin, air drying/baking, pigmented finish coat

INTENDED USE

A single pack finishing coat which provides high temperature resistant matt black, pigmented finish

Recommended for flues, stacks, furnace, boilers, exhausts, jet engines and any metal part operating up to 500°C

PRODUCT FEATURES

- Air drying, single pack coating – full properties will only develop after heating to 200°C
- Can be used over Speccoats Inorganic Zinc Primer for corrosive environments
- Two coats must be applied for long-term exposure

LIMITATIONS

- Requires application at ambient temperature and drying at ambient temperature for 24 hours prior to heating to prevent blistering and bubbling on heating
- The product only cures after heating to 200°C
- It is not recommended to use the product below 200° or above 450°C

PACKAGING

- 5lt and 20lt Containers

STANDARD COLOUR AVAILABILITY

Matt Black



PRODUCT INFORMATION

- **Number of Components:** 1
- **Volume Solids:** 44%
- **Film Thickness:** Wet 67µm
Dry 30µm
- **Spreading Rate:** 14.7m²/lt @ 30µm DFT
- **Temperature Resistance:** Dry 500°C
- **Viscosity:** 40 sec Ford Cup 4

SURFACE PREPARATION

Steel Surfaces

- Degrease surfaces with **Speccoats Hydrosolve** followed by a high pressure water rinse
- Grind and fettle weld spatter, protrusions & sharp edges to a minimum radius of 2mm
- Abrasive blast clean to grade SA 2 ½ of ISO 8501-1 with a blast profile 70 - 100µm
- Alternatively mechanically abrade the surface using grinding discs to achieve a similar profile
- Alternatively prepare steel surfaces by wire brushing to grade St3 of ISO Standard 8501-1 and apply two coats of **Speccoats Silicone Matt Black Hi-Heat Finishcoat**

Corrosive Environments

- Apply **Speccoats I-Zinc Primer** onto freshly blast cleaned steel (refer to data sheet)



Silicone Matt Black





Hi-Heat Finishcoat

APPLICATION

Mixing – Two Components

- Stir the contents well with a flat-bottomed paddle or mechanical mixer until product is uniform.

Application – Equipment & Methods

 Brushes	Apply uniform, even coating with high quality brushes from Speccoats
 Rollers	Apply uniform, even coating with short pile rollers from Speccoats
 Airless Spray	Pump Ratio - 30 to 1 Min Nozzle Orifice - 11 to 15 Thou Tip Pressure - 145 Bar Min
 Conventional Spray	<ul style="list-style-type: none"> Air Assisted Airless Pressure Pot - Pressure Feed Gun Gravity Feed Gun Various Nozzle sets are available to suit the guns

Thinning

- Not necessary for airless spray
- For conventional spray thin up to 5% with **Speccoats Universal Reducer**

Cleaner

- Cleaning is done with **Speccoats Universal Reducer**

APPLICATION ENVIROMENT

Level	Surface Temperature	Ambient Temperature	Relative Humidity
Minimum	5°C*	5°C	0%
Maximum	45°C	40°C	85%

*or 3° above the dew point

DRYING TIME

Touch dry	Over-coating interval		Dry to handle
1 hour @ 25°C	10°C	8 Hours	16 hours @ 25°C
	15°C	4 Hours	
	25°C	2 Hours	
	30°C	4 Hours	

STORAGE AND HANDLING

Storage - Store at temperatures between 5°C and 40°C, away from direct sunlight, open flames or sparks

Shelf Life - Minimum 1 year when packed in original containers

Flash Point - 28°C

HEALTH AND SAFETY

- Flammable – keep away from sources of ignition – No smoking!!!
- Adequate ventilation should be provided during use
- Avoid contact with the skin by using gloves, barrier creams and face mask
- If the product comes into contact with the skin, wash immediately with lukewarm water and soap, if the eyes are affected flush with water of diluted boric acid solution and seek medical attention immediately
- Refer to Material Safety Data Sheet (MSDS)

DISCLAIMER

Whilst we endeavour to ensure that all advice we give about the product is correct, the information given in this data sheet is not intended to be exhaustive and any person using the product for any purpose other than that specifically recommended in this sheet without first obtaining written confirmation from us as to the suitability of the product for the intended purpose does so entirely at his own risk. As conditions of use, method of application and suitability of the substrate prior to painting are beyond our control, no guarantee is implied by the recommendations contained herein. We therefore do not accept any liability whatsoever or howsoever arising from the performance of this product or for any loss or damage arising out of the use of this product. The information contained in this sheet is liable to modification from time to time in the light of experience and ongoing product development programmes. It is the user's responsibility to ensure that this sheet is current prior to using the product. **ISSUE DATE 08/11/2010**