

# Timba Polyurethane Floor Coating



## DESCRIPTION

A single pack, solvented, polyurethane modified alkyd, air drying, clear finish

## INTENDED USE

A high quality varnish, suitable for interior wood floors, which dries to a tough, durable, water resistant finish, available in gloss, sheen and matt

## PRODUCT FEATURES

- Excellent for interior wood floors and the like.
- Suitable for most woods and wood products.
- Resistant to peeling, cracking and crazing.
- Provides a tough, non-waxy, long lasting, gloss finish

## LIMITATIONS

- Avoid painting in inclement weather or if the temperature is below 5°C
- Flammable – keep away from sources of ignition such as smoking

## PACKAGING

- 1lt, 5lt and 20lt units

## STANDARD COLOUR AVAILABILITY

Clear

## PRODUCT INFORMATION

- **Number of Components:** 1
- **Density:** 0.93 kg/litre
- **Mass Solids:** 52%
- **Volume Solids:** 36%
- **Film Thickness:** Wet 55-97µm  
Dry 20- 35µm
- **Spreading Rate:** 18m<sup>2</sup> / lt @ 20µm DFT
- **Temperature Resistance:** Dry 80°C
- **Viscosity:** 50-55 KU

## SURFACE PREPARATION

- Surfaces must be clean, dry, free from oils, grease, mortar dropping and any other forms of surface contamination
- Loose fibre must be removed and the surface sanded to a smooth finish, working in the direction of the grain
- Sharp edges must be rounded off. Dust thoroughly
- Knots and resinous areas must be treated with **Speccoats Knotting** to prevent straining of the later paint coats
- All screws and nail heads must be spotted with **Speccoats Zincfix** to prevent staining and corrosion



# Timba Polyurethane Floor Coating





## APPLICATION

### Mixing – Two Components

- Stir the base component well with a flat-bottomed paddle or mechanical mixer until product is uniform.

### Application – Equipment & Methods

Apply 2-3 Coats

 Brushes	Preferred, for smaller areas
 Rollers	Preferred, for smaller areas
 Airless Spray	Pump Ratio - 30 to 1 Min Nozzle Orifice - 11 to 15 Thou Tip Pressure - 145 Bar Min
 Conventional Spray	<ul style="list-style-type: none"> <li>Air Assisted Airless</li> <li>Pressure Pot - Pressure Feed Gun</li> <li>Gravity Feed Gun</li> <li>Various Nozzle sets are available to suit the guns</li> </ul>

### Thinning

- Use a minimum quantity of **Speccoats SA65** if necessary

### Cleaner

- For dried paint use **Speccoats SA 65 Thinners**

## APPLICATION ENVIROMENT

Level	Surface Temperature	Ambient Temperature	Relative Humidity
Minimum	5°C*	5°C	0%
Maximum	40°C	40°C	85%

\*or 3° above the dew point

## DRYING TIME

Touch dry	Over-coating interval		Dry to handle
	Minimum	Maximum	
3 Hours at 25°C for 35µm at 65% RH	16 hours at 25°C at 50% RH	-	16 Hours

## STORAGE AND HANDLING

**Storage -** Store at temperatures between 5°C and 40°C, away from direct sunlight

**Shelf Life -** Minimum 1 year when packed in original containers

**Flash point -** 48°C

## HEALTH AND SAFETY

- Adequate ventilation should be provided during use
- Avoid contact with the skin by using gloves, barrier creams and face mask
- If the product comes into contact with the skin, wash immediately with lukewarm water and soap, if the eyes are affected flush with water of diluted boric acid solution and seek medical attention immediately
- Refer to Material Safety Data Sheet (MSDS)

## DISCLAIMER

Whilst we endeavour to ensure that all advice we give about the product is correct, the information given in this data sheet is not intended to be exhaustive and any person using the product for any purpose other than that specifically recommended in this sheet without first obtaining written confirmation from us as to the suitability of the product for the intended purpose does so entirely at his own risk. As conditions of use, method of application and suitability of the substrate prior to painting are beyond our control, no guarantee is implied by the recommendations contained herein. We therefore do not accept any liability whatsoever or howsoever arising from the performance of this product or for any loss or damage arising out of the use of this product. The information contained in this sheet is liable to modification from time to time in the light of experience and ongoing product development programmes. It is the user's responsibility to ensure that this sheet is current prior to using the product. **ISSUE DATE 18/11/2010**