

Velvet Sheen



DESCRIPTION

A single pack, water based, pure acrylic emulsion, air drying pigment finishing coat

INTENDED USE

A high quality, pure acrylic emulsion paint that imparts a luxurious sheen finish for interior decoration. Suitable for suitably primed new cement plaster, fiberboard, ceiling or partition board, metal or wood. Used for lounges, dining rooms, bedrooms, passages and public buildings where a hardwearing finish is required.

PRODUCT FEATURES

- Attractive, smooth, sheen finish
- Easy to apply by brush or roller.
- Fast dry – two coats can be applied in one day.
- Resistant to stains and withstands repeated washing.
- Alkali, mould and water-resistant.
- Low odour – no paint smell.

LIMITATIONS

- No suitable for kitchens and bathrooms (use *Speccoats Satin Glo*)
- Not suitable for exterior use (us *Speccoats All n' Wall*)

PACKAGING

- 5lt and 20lt units

STANDARD COLOUR AVAILABILITY

NCS Colours, Any colour match-able



PRODUCT INFORMATION

- **Number of Components:** 1
- **Density:** 1.24 kg/litre
- **Mass Solids:** 46%
- **Volume Solids:** 32%
- **Film Thickness:** Wet 78-109µm
Dry 25- 35µm
- **Spreading Rate:** 12m² / lt @ 25µm DFT
- **Temperature Resistance:** Dry 80°C
- **Viscosity:** 100-110 KU

SURFACE PREPARATION

- All surfaces shall be dry, clean and free from oil grease and any other contaminants.
- If this product is used as a finishing coat over a compatible undercoat system such as *Speccoats Alkali Plaster Primer* which requires washing, use *Speccoats Hydrosolve* and light abrasion using Scotchbrite® pads, followed by rinsing with drinking quality water and drying.







Velvet Sheen

APPLICATION

Mixing – Two Components

- Stir the base component well with a flat-bottomed paddle or mechanical mixer until product is uniform.

Application – Equipment & Methods

 Brushes	Preferred for smaller areas
 Rollers	Preferred for smaller areas
 Airless Spray	Pump Ratio - 30 to 1 Min Nozzle Orifice - 11 to 15 Thou Tip Pressure - 145 Bar Min
 Conventional Spray	Not Recommended

Thinning

- Use a minimum **Water** if necessary

Cleaner

- For dried paint use **Speccoats SA 65 Thinners**

APPLICATION ENVIROMENT

Level	Surface Temperature	Ambient Temperature	Relative Humidity
Minimum	5°C*	5°C	0%
Maximum	40°C	40°C	85%

*or 3° above the dew point

DRYING TIME

Touch dry	Over-coating interval		Dry to handle
	Minimum	Maximum	
30 minutes at 25°C for 25µm at 65% RH	16 hours at 25°C at 65% RH	-	16 Hours

Note: Dry in conditions of good air circulation

STORAGE AND HANDLING

Storage - Store at temperatures between 5°C and 40°C, away from direct sunlight

Shelf Life - Minimum 1 year when packed in original containers

HEALTH AND SAFETY

- Adequate ventilation should be provided during use
- Avoid contact with the skin by using gloves, barrier creams and face mask
- If the product comes into contact with the skin, wash immediately with lukewarm water and soap, if the eyes are affected flush with water of diluted boric acid solution and seek medical attention immediately
- Refer to Material Safety Data Sheet (MSDS)

DISCLAIMER

Whilst we endeavour to ensure that all advice we give about the product is correct, the information given in this data sheet is not intended to be exhaustive and any person using the product for any purpose other than that specifically recommended in this sheet without first obtaining written confirmation from us as to the suitability of the product for the intended purpose does so entirely at his own risk. As conditions of use, method of application and suitability of the substrate prior to painting are beyond our control, no guarantee is implied by the recommendations contained herein. We therefore do not accept any liability whatsoever or howsoever arising from the performance of this product or for any loss or damage arising out of the use of this product. The information contained in this sheet is liable to modification from time to time in the light of experience and ongoing product development programmes. It is the user's responsibility to ensure that this sheet is current prior to using the product. **ISSUE DATE 18/11/2010**